

The textbook for this course is *Everyday Life in Bible Times*, by Arthur W. Klink & Erich H. Kiehl (3rd edition, 1995, CPH)

The book has eight chapters. We have divided each chapter into several lessons. First read a chapter, then watch the video tape for that chapter. Stop the tape at the end of each lesson, and do the activity for that lesson described in the study guide. If you have problems finding the information you need to answer the questions, ask your pastor for suggestions.

You can learn more about the way people lived in Bible times from the following tapes and books. Some of these may already be in your church library. The books also may be ordered through your local Christian books store.

YESHUA 5-part video series, closed captioned edition (three VHS cassettes. Total viewing time: 5 hours), by the International Lutheran Laymen’s League, available from Vision Video, toll-free (voice) 1-800-523-0226.

This video series may already be in your church’s tape library. It shows many modern scenes from the Bible lands where, in many ways, people live as they did in Bible times. The series focuses on the life, death, and resurrection of Jesus.

***How They Lived in Bible Times*, by Graham Jones and Richard Deverell** (1992, Regal Books division of Gospel Light), 47 pages.

This book has colorful drawings showing the way people lived and work in Bible times. The book shows many of the things we describe in our lessons.

***In the Fullness of Time*, by Dr. Paul L. Meier** (1991, Harper Collins), 365 pages.

Dr. Meier explains the historical, political, and cultural background to three important New Testament events: The birth of Jesus, the death and resurrection of Jesus, and the spread of the Christian Church.

MENTOR: If your church library has any of these supplemental materials, you may want to make them available to the student. Or you may assist the student in ordering them.

Lesson 1.01 - Primitive Outdoor Occupations

(Covering section titled: “The value of studying ancient customs,” page 15)

Why is this study important?

The Bible is the story of God’s plan of Salvation for His people. The Bible is history... His Story. The Bible is about real people in real places. The way we live today (our culture and technology) has changed. We don’t live the same way people did in Bible times. But God has not changed. And people have not changed. So the lessons we learn from the Bible are still important. If we want to understand those lessons in the Bible, we must understand lives and culture of the people in the Bible.

What do we mean by “Bible Times”?

Sometimes we forget that the time of history covered in the Bible is over 4,000 years. All of history after the Bible times has only been 2,000 years. The history of the people of Israel begins with Abraham (Genesis 11). Abraham lived about 2000 years before Jesus was born. Today we live about 2000 years after Jesus was born.

Our study will focus on the way people lived and worked all through the Bible, from Abraham’s time in the Old Testament to the time Jesus and the Apostles lived in Israel.

We will chiefly look at the way the people of Israel lived in the land we call Palestine. The Old Testament called it “the land of Canaan.”

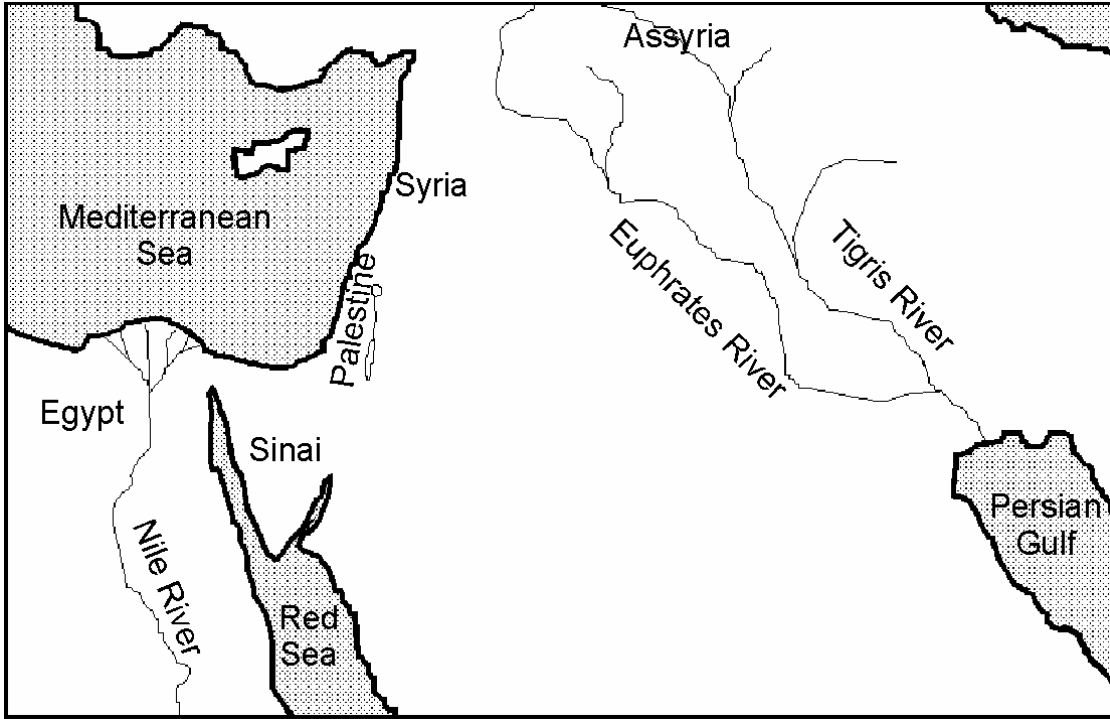
MENTOR: The student may not have a Bible with suitable maps to do the activities in lessons 1.01 and 1.03. If necessary, please assist him/her in procuring maps.

You may also want to help the student to relate to the maps by pointing out sites of memorable Bible stories, and by citing modern names of nations that now occupy Bible lands.

ACTIVITIES:

(A) Find a Bible with maps in the back.

(B) On the map below, write in the names of these places...



(C) If you have not read chapter one in *Everyday Life in Bible Times*, please read it now before going on to the next lesson.

Lesson 1.02

(Covering sections titled: “Man’s Work before and after the fall” and “Some of the blessings of work,” pages 13 and 14.)

The first three chapters of the book is about work people did in Bible times. When God made the world, He planned that we should work. **Read Genesis 1:26-29.** The work was creative and enjoyable. But after Adam and Eve sinned, work became a hard struggle just to live. **Read Genesis 3:17-19.**

Lesson 1.03

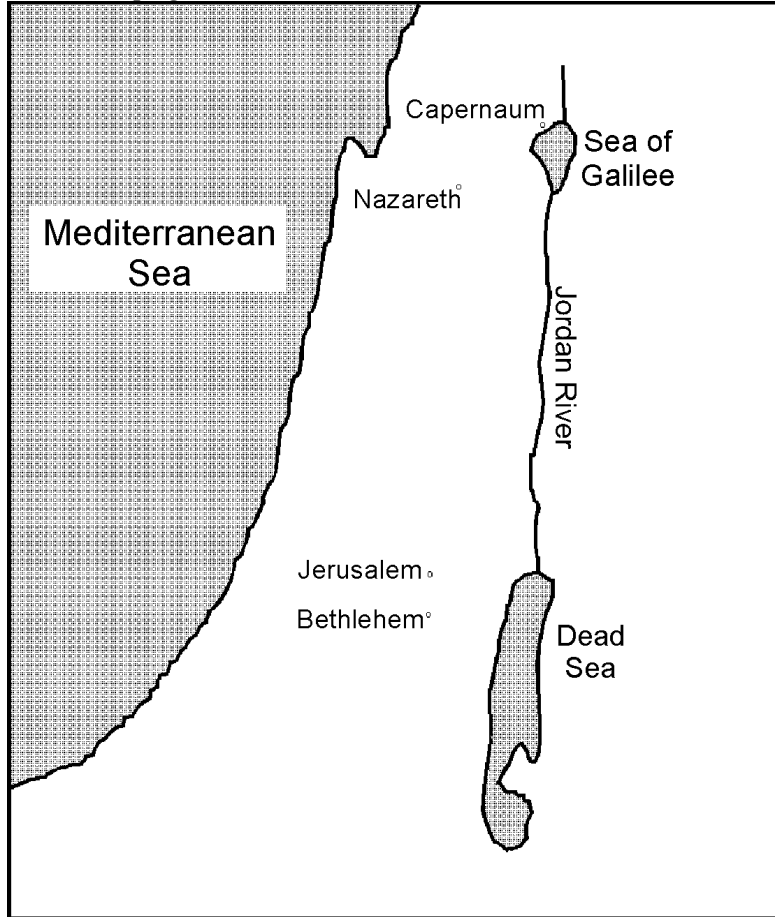
(Covering sections titled: “Rugged Palestine as the home of God’s people,” and “The struggle for existence and its results,” pages 14 and 15.)

ACTIVITIES:

(A) Find a Bible with maps in the back.

(B) On this map, write the names of these places:

- Mediterranean Sea*
- Sea of Galilee*
- Dead Sea*
- Jordan River*
- Jerusalem*
- Bethlehem*
- Nazareth*
- Capernaum*



(C) Read Deuteronomy 8:6-11.

(D) How did God describe the land? **“a good land...with streams & pools of water, with springs flowing in the valleys and hills; a land with wheat and barley, vines and fig trees, pomegranates, olive oil and honey,... where bread will not be scarce... where the rocks are iron and you can dig copper from the hills”**

(E) God wanted the people to do what? **“do not forget the Lord... [Obey] His commands...”**

Lesson 1.04 - Hunting

(Covering section titled: “Reason for engaging in hunting,” page 15 and 16, and “Humane treatment of animals” page 18.)

ACTIVITY:

- (A) Read Genesis 27:1-5
- (B) Esau hunted what kind of animal? **KJV: “venison” Most other translations: “some wild game.”**
- (C) Esau hunted using what weapon? **“Bow & quiver” [arrows]**

Lesson 1.05

(Covering section titled: “Weapons used for hunting,” pages 16 and 17.)

ACTIVITIES:

- (A) Can you describe these hunting weapons used in Bible times?
 - Bow, Arrow, and Quiver
 - Javelin, Lance, or Spear
 - Sling
- (B) Read 1 Samuel 17:40-50
- (C) How many stones did David take to his battle against Goliath? **Five**
- (D) David found those stones where? **in a stream (or brook)**
- (E) How many stones did David use? **One on Goliath (But then David joined the battle against the Philistine army.)**

MENTOR: Ask the student to describe these weapons to you.

Lesson 1.06

(Covering section titled: “Methods used in trapping animals and birds,” pages 17 and 18.)

ACTIVITIES:

- (A) What were three ways to trap live animals?
 - Net**
 - Snare**
 - Pit**

- (B) Read Psalm 124:7
- (C) A bird caught in a net or snare is like what? **David compares himself to a bird, and his enemies are “fowlers” setting a snare or net to trap him, but God saves him from his enemies.**

Lesson 1.07 - Fishing

(Covering section titled: “Israelite knowledge of fishing,” and first two paragraphs of the section titled: “The use of the net,” page 18 and 19.)

ACTIVITY:

- (A) Page 19 of the book names one kind of fish living in the Sea of Galilee that the Jewish could not eat. What is that fish?
Catfish
- (B) Why couldn’t the Jewish people eat that kind of fish? **It was “unclean” because it did not have scales.**

Lesson 1.08

(Covering section titled: “The use of the net.” Pages 19 and 20.)

ACTIVITIES:

- (A) Name *three kinds of nets* fishermen used in Bible times. (Can you describe them?)

MENTOR: Ask the student to describe these three kinds of nets to you.

Dip net

Casting net

Drag net

- (B) Read Matthew 13:47-50. This is a story about a fish net.
- (C) What does the story mean? **“at the end of the age. The angels will come and separate the wicked from the righteous and throw them into the fiery furnace [hell]...”**

Lesson 1.09

(Covering sections titled: “Fishing with hooks,” “The fish spear, or harpoon,” and “Development of ‘apostles.’,” pages 20 and 21.)

ACTIVITY:

(A) Read Matthew 4:18-22

:

(B) Jesus saw the disciples doing what? **Peter & Andrew: Casting a net into the lake/sea. James & John: in a boat with their father mending (NIV: “preparing”) their nets.**

(C) Jesus wanted the disciples to do what? **follow Him**

Lesson 1.10 - Grazing and Sheep Raising

(Covering section titled: “Ranching in the east country,” “Hog raising,” “Raising sheep and goats,” pages 21 and 22.)

ACTIVITIES:

(A) Look at the maps in a Bible. Find the area named *BASHAN*. Write “Bashan” on the Lesson 1.03 map of Palestine in this study guide. **[Mentor: see map below.]**

(B) People raised what important farm animal in Bashan? (See pages 21 and 22 of your book.)

Cattle (“bulls of Bashan” is cited in the text; also cited are: sheep goats, and donkeys.)

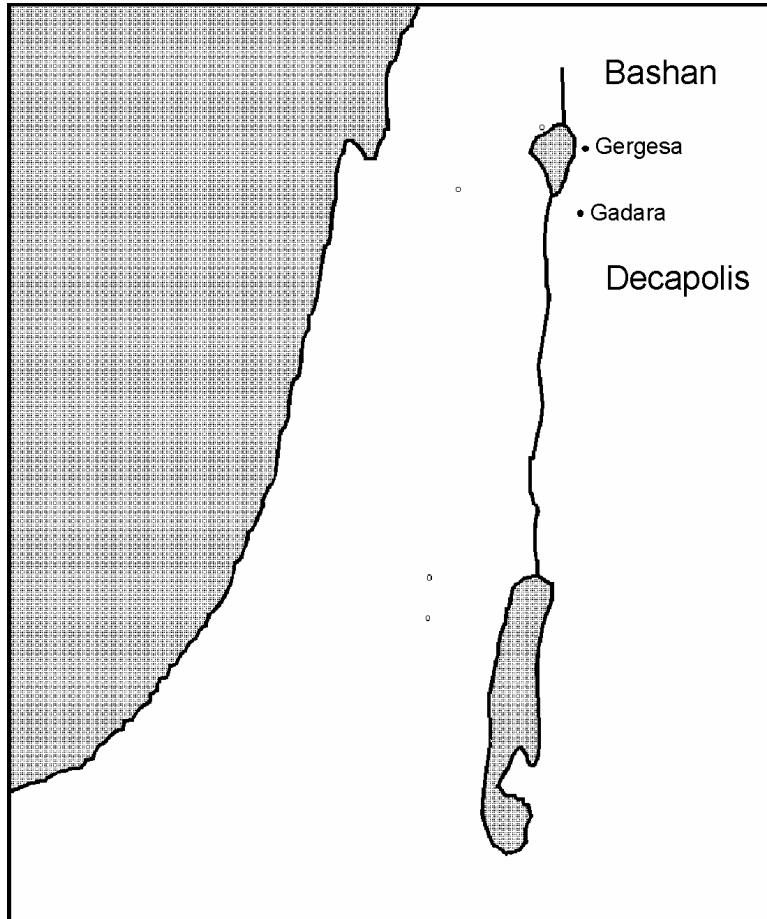
(C) In the Bible maps, find the area named “*The Decapolis*,” “*Gadara*,” “*Garasa*” or “*Gergesa*.” Write any of those names you find on the Lesson 1.03 map of Palestine. **[Mentor: see map below.]**

(D) Non-Jewish people raised a large number of what farm animal in the area of the Gadarenes?

Hogs, Pigs

(E) In Bible times sheep and goats were important for what? _____

Wool or hair for fabrics; milk, and sometimes meat.



Lesson 1.11

(Covering section titled: “The equipment of the shepherd,” page 22-24.)

ACTIVITIES:

(A) Read Psalm 23.

(B) What shepherd’s equipment described in this lesson do you find in Psalm 23?

Rod, staff, oil

Lesson 1.12

(Covering section titled: “The construction of the sheepfold,” pages 24 and 25.)

ACTIVITIES:

- (A) What is a *sheepfold*? **A shelter with a wall to protect the sheep [at night]. (If the student answer only “a cave,” ask for further elaboration.)**
- (B) Read John 10:1-18, 27-30.
- (C) Jesus compares Himself to what? **Verse 7 “The gate/door for the sheep” Verse 11 “The Good Shepherd”**

Lesson 1.13 - The Shepherd and His Sheep

(Covering sections titled: “Pasturing the sheep,” and “Back into the fold,” pages 25-26.)

ACTIVITY:

- (A) Read Luke 15:3-7
- (B) Jesus compares lost sheep to what? **Sinners who have wandered away from God; the shepherd brings back lost sheep, just as Jesus brings back repentant sinners.**

Lesson 1.14

(Covering sections titled: “Dangers of the night,” and “The Good Shepherd,” pages 26-27.)

ASSIGNMENT: Read chapter 2 of *Everyday Life in Bible Times* (pages 29-47).

Oh, by the way, do you remember all that map work you did for the first lessons? Sometimes it helps to see where places of the Bible lands fit into a modern day map of the Middle East. Compare the map you did for Lesson 1.01 to the way that area looks today. Do you recognize some names from recent news?

